

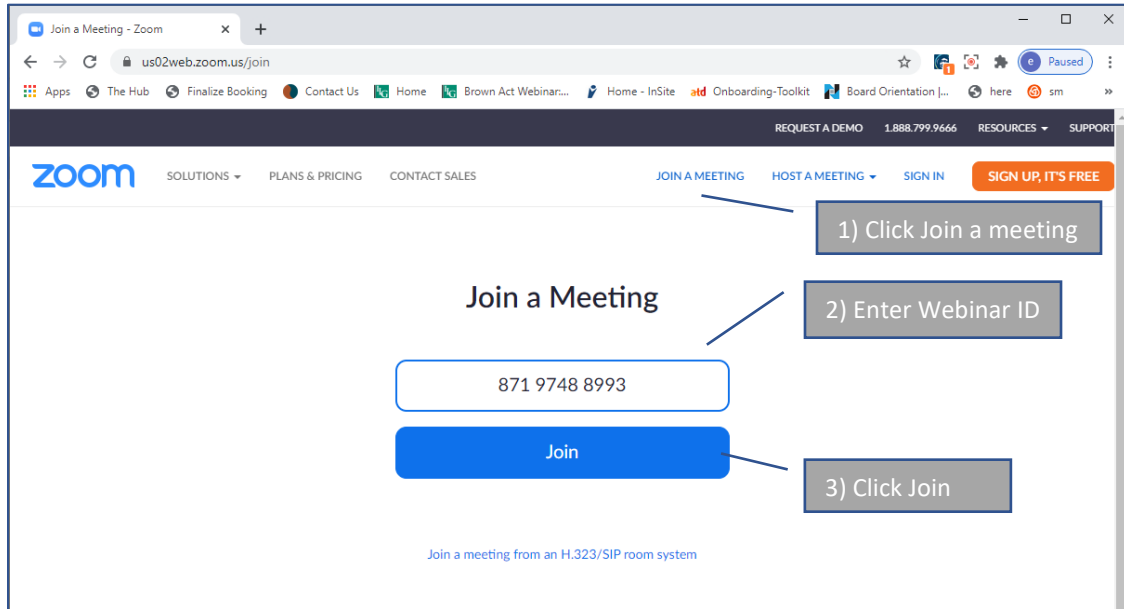
How to Join the Town Hall and Ask Questions During the Webinar

Joining by Computer

Using your desktop/laptop/iPad, click the appropriate Zoom link for the town hall you want to attend (see page 1). The links have also been emailed to you and are available on <https://www.vta.org/section-218>.

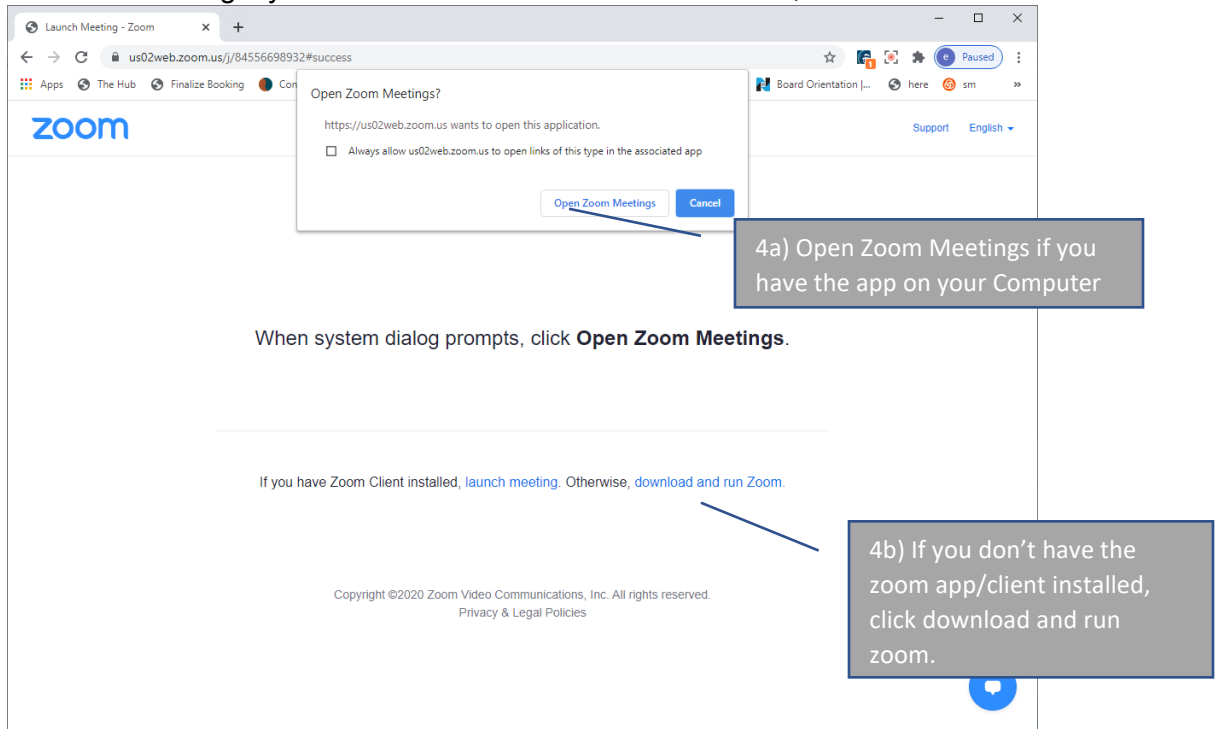
OR

Go to zoom.com. Click “Join a Meeting,” enter the Webinar ID (see page 1), and Click “Join.”

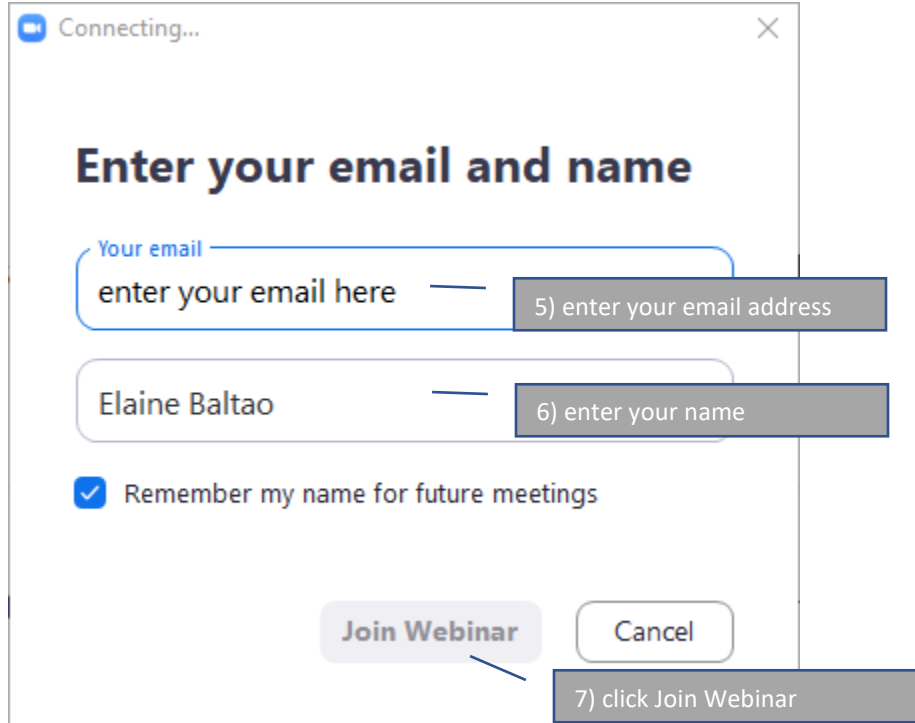


How to Join the Town Hall and Ask Questions During the Webinar

Click open Zoom meeting if you have the Zoom client installed. If not, download and run. Zoom.

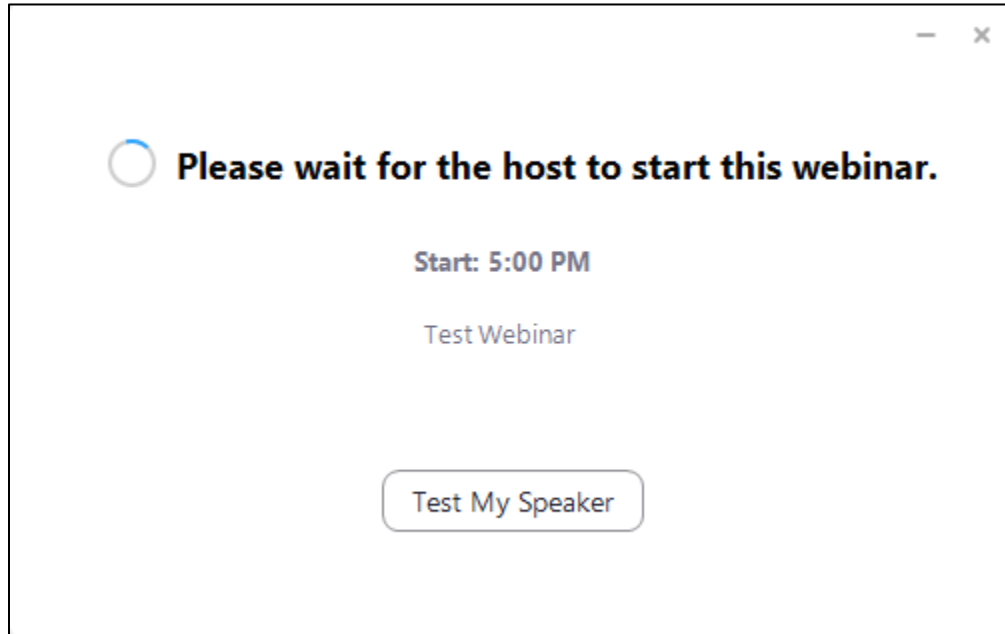


Enter your email address and your name. Click "Join Webinar."



If you join before the webinar time, you will see this screen. You can opt to test your speaker at this time. Zoom will automatically let you into the webinar as soon as the host starts the meeting.

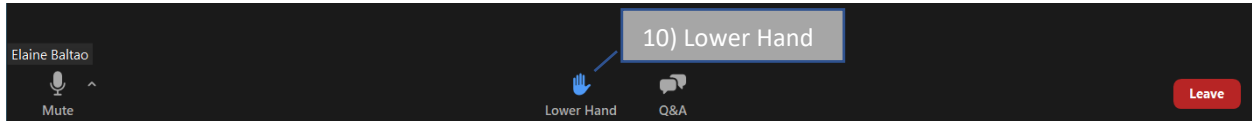
How to Join the Town Hall and Ask Questions During the Webinar



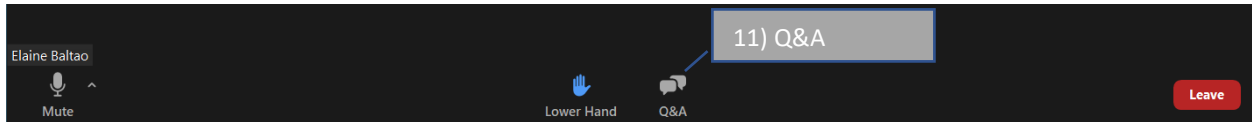
How to ask a question using Zoom on your computer (similar for iPad)

If you want to ask a question, use the Raise Hand function.

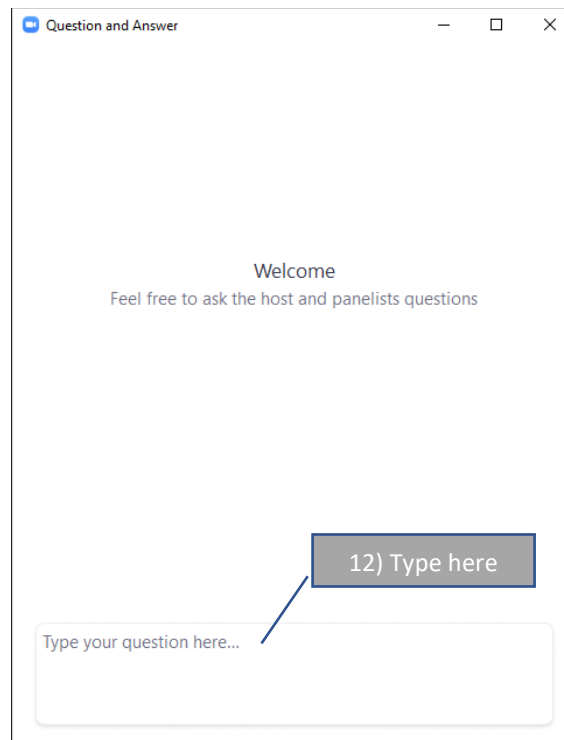
How to Join the Town Hall and Ask Questions During the Webinar



You may also write questions by using the Q&A function. Click the “Q&A” icon.



Type your question on the Q&A box.




How to Join the Town Hall and Ask Questions During the Webinar

Joining by Smart Phone App

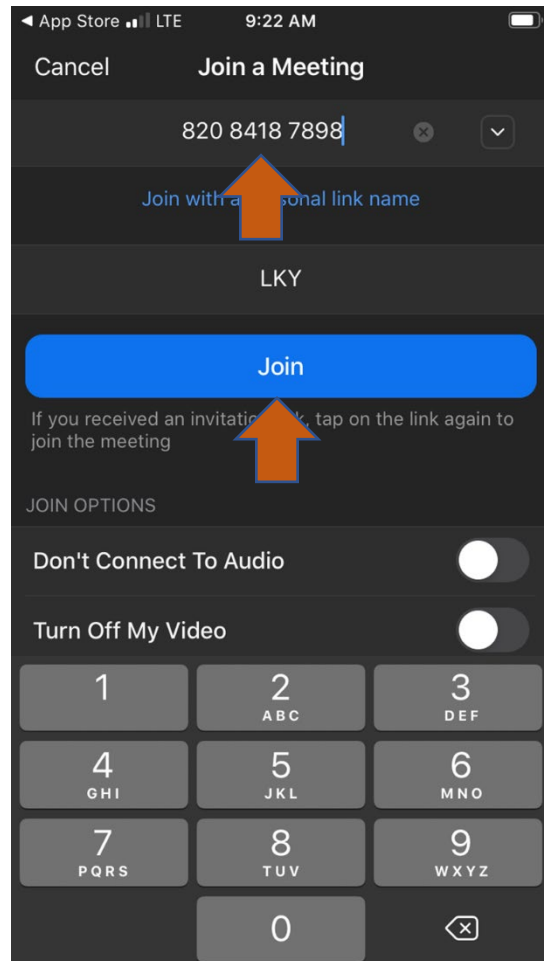
Using your smartphone, click the appropriate Zoom link for the town hall you want to attend (see page 1). The links have also been emailed to you and are available on <https://www.vta.org/section-218>.

OR

Go to zoom.com. Click “Join a Meeting,” enter the Webinar ID (see page 1), and Click “Join.”



1) Click "Join Meeting"



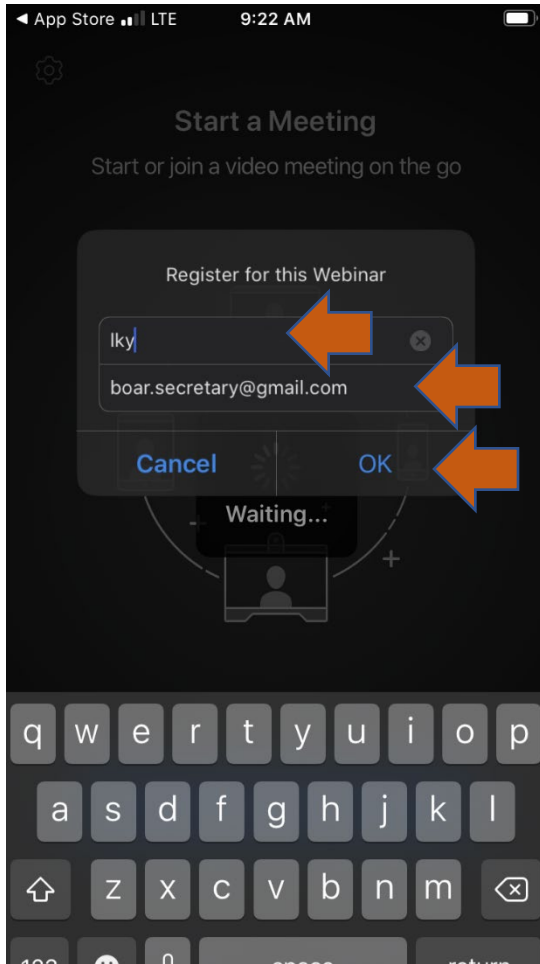
2) Enter Webinar ID

How to Join the Town Hall and Ask Questions During the Webinar

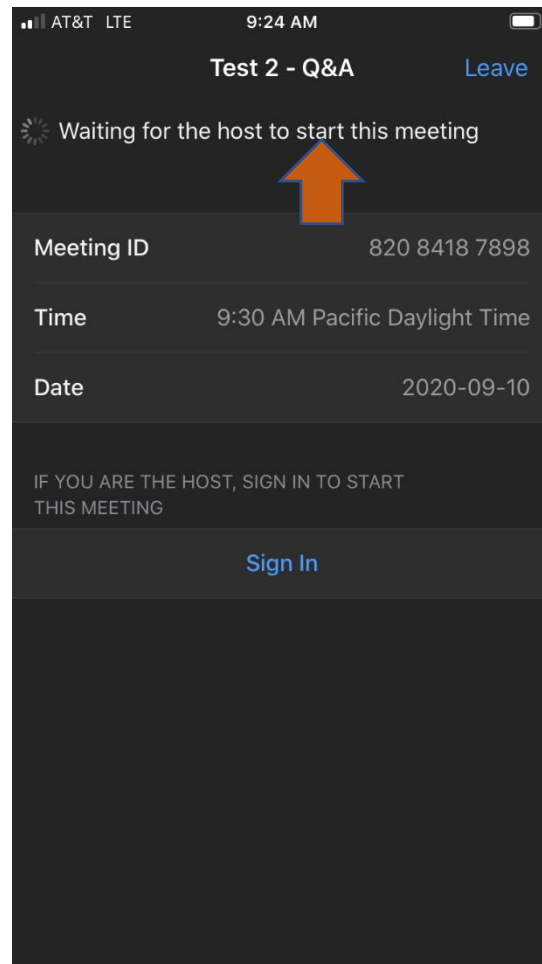
Register for the webinar by putting in your screen name, then your email, then click “OK”.

If you have signed in earlier than the webinar start time, you’ll see the screen that says, “Waiting for the host to start this meeting.” Make sure you’re on the correct webinar date/time.

Zoom will automatically let you into the webinar as soon as the host starts the meeting.



3) Enter your screen name, email and hit “OK.”



4) This screen will appear if you have signed in earlier than the start time.

How to Join the Town Hall and Ask Questions During the Webinar

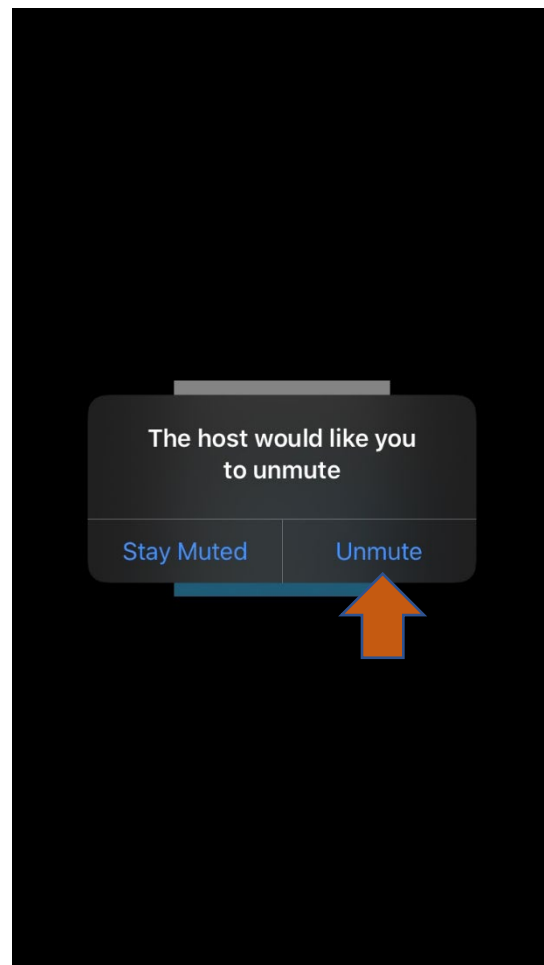
How to ask question using smart phone app

Below your screen you will find a Raise Hand icon. Tap "Raise Hand" if you would like to ask a question.

Once we're ready to take questions and it's your turn to ask the question, the Facilitator will call your name and unmute you. Accept the unmute by tapping "Unmute" and begin speaking.



5) Tap "Raise Hand" to ask a question.



6) Once you hear your name, tap "Unmute" and begin speaking.

How to Join the Town Hall and Ask Questions During the Webinar

When you're done speaking, tap "Lower Your Hand" and also mute yourself (tap "Mute" button). The Facilitator can do this for you as well.



Unmute



Mute

If you want to write your questions instead, you can tap the "Q&A" icon on the lower portion of your screen.



7) Tap both "Lower Hand" and "Mute" once done speaking.



8) Tap "Q&A" if you want to type your question instead of speaking.

