

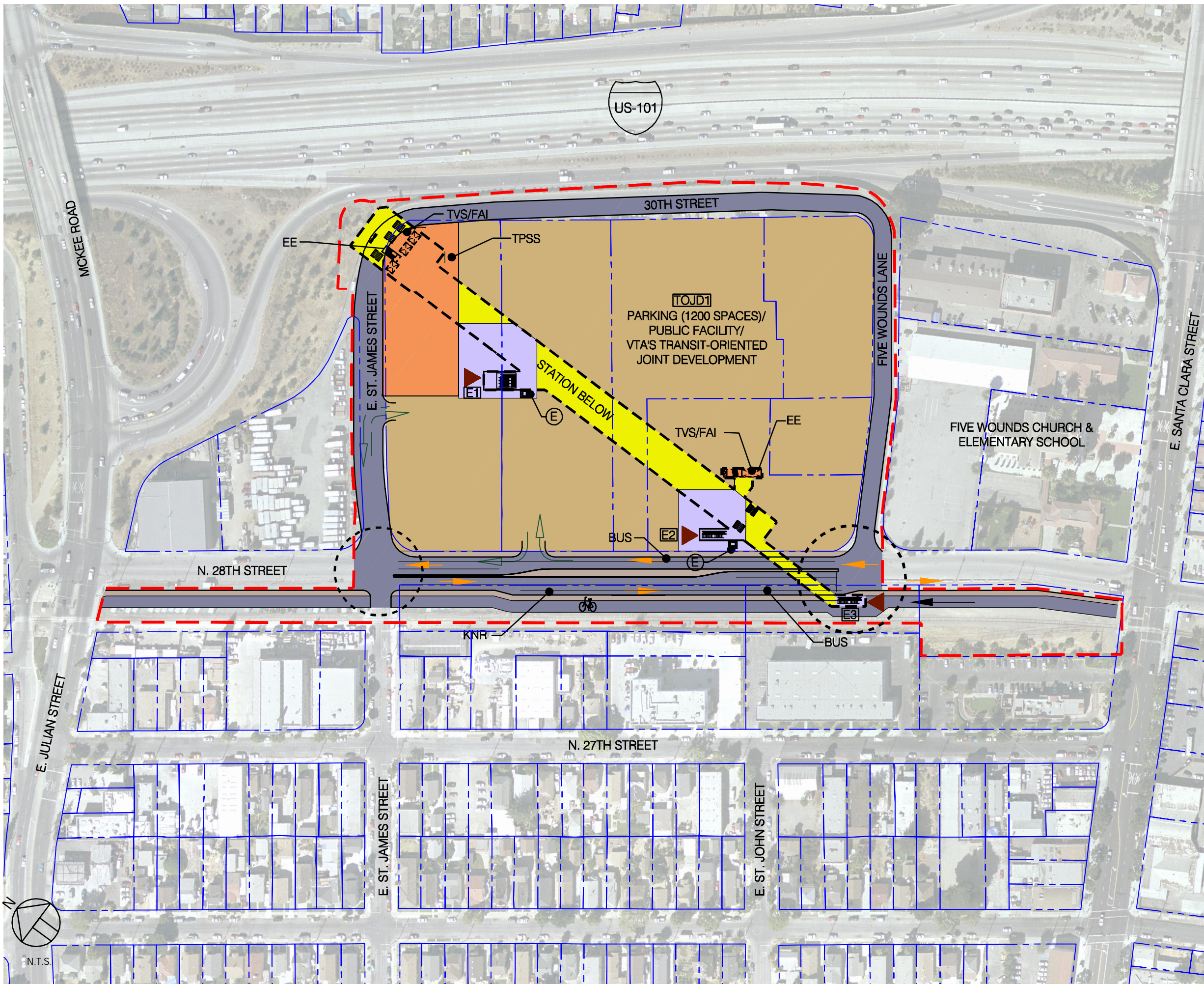
## **Appendix C**

---




















### BART Station Site Plan Concepts







**LEGEND**

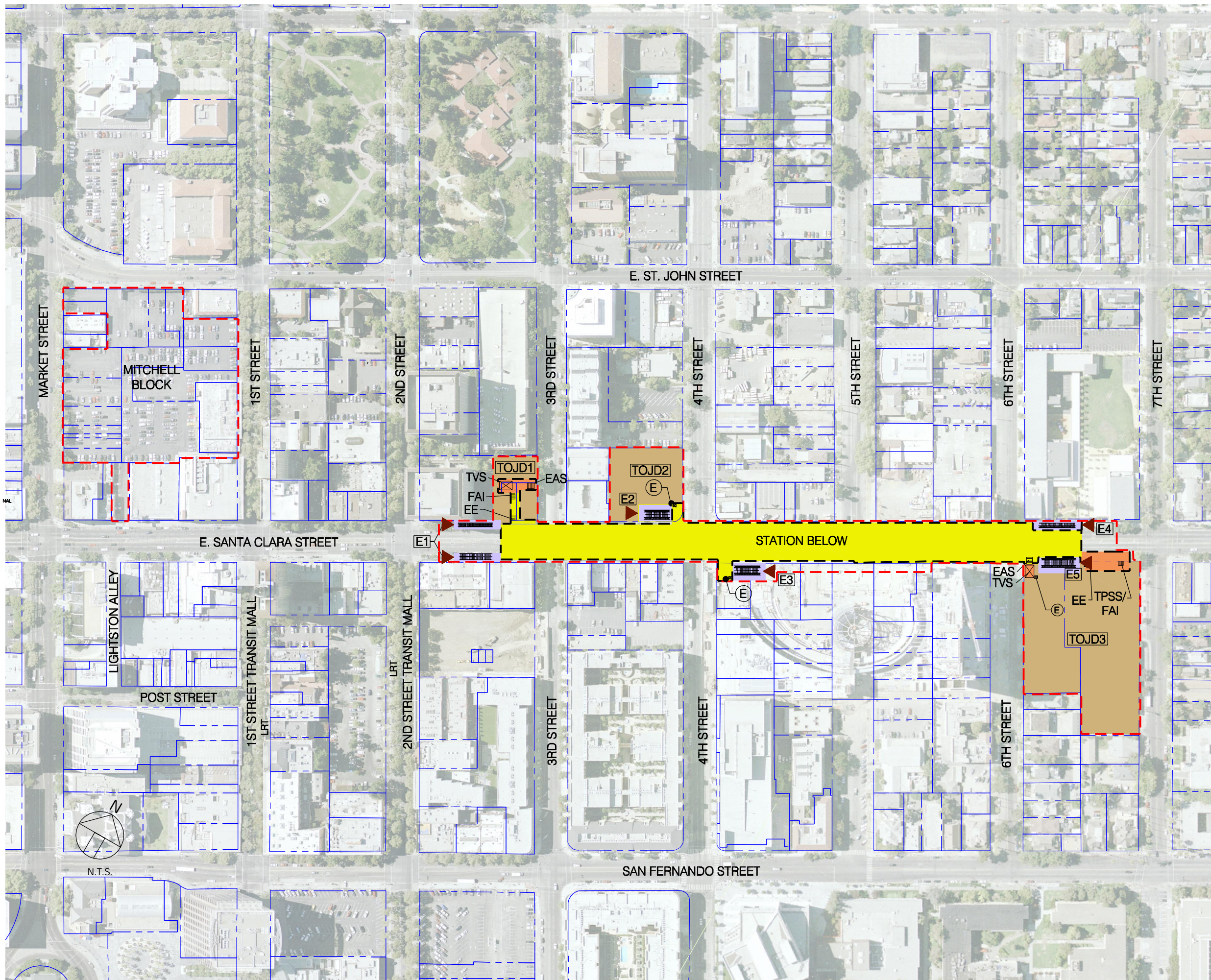
-  STATION ENTRANCE OPTIONS
-  UNDERGROUND STATION & SYSTEM FACILITIES
-  ABOVE AND BELOW GROUND SYSTEMS FACILITIES
-  PARKING/PUBLIC FACILITY/ VTA'S TRANSIT-ORIENTED JOINT DEVELOPMENT
-  ROADWAY MODIFICATIONS
-  CONSTRUCTION STAGING AREA
-  KEY PEDESTRIAN LINKAGE
-  BUS CIRCULATION
-  VEHICLE ACCESS
-  NEW SIGNALIZED INTERSECTION
-  BIKE FACILITY
-  ELEVATOR OPTIONS
-  EMERGENCY EXIT (PASSENGER; SERVICE ENTRY)
-  ENTRANCE OPTION #
-  FRESH AIR INTAKE
-  KISS-AND-RIDE
-  VTA'S TRANSIT-ORIENTED JOINT DEVELOPMENT LOCATION #
-  TRACTION POWER SUBSTATION
-  TUNNEL VENTILATION SHAFT

**DRAFT CONCEPTUAL PLANS**  
**ALUM ROCK/28TH STREET STATION**  
 SINGLE & TWIN BORE TUNNEL  
 10/26/16






















**LEGEND**

-  STATION ENTRANCE OPTIONS
-  UNDERGROUND STATION & SYSTEM FACILITIES
-  ABOVE AND BELOW GROUND SYSTEMS FACILITIES
-  PUBLIC FACILITY/ VTA'S TRANSIT-ORIENTED JOINT DEVELOPMENT
-  CONSTRUCTION STAGING AREA
-  ELEVATOR OPTIONS
-  EMERGENCY EXIT (PASSENGER; SERVICE ENTRY)
-  ENTRANCE OPTION #
-  EQUIPMENT ACCESS SHAFT
-  FRESH AIR INTAKE
-  VTA'S TRANSIT-ORIENTED JOINT DEVELOPMENT LOCATION #
-  TRACTION POWER SUBSTATION
-  TUNNEL VENTILATION SHAFT

**DRAFT CONCEPTUAL PLANS**

**DOWNTOWN SAN JOSE STATION**

**EAST OPTION**

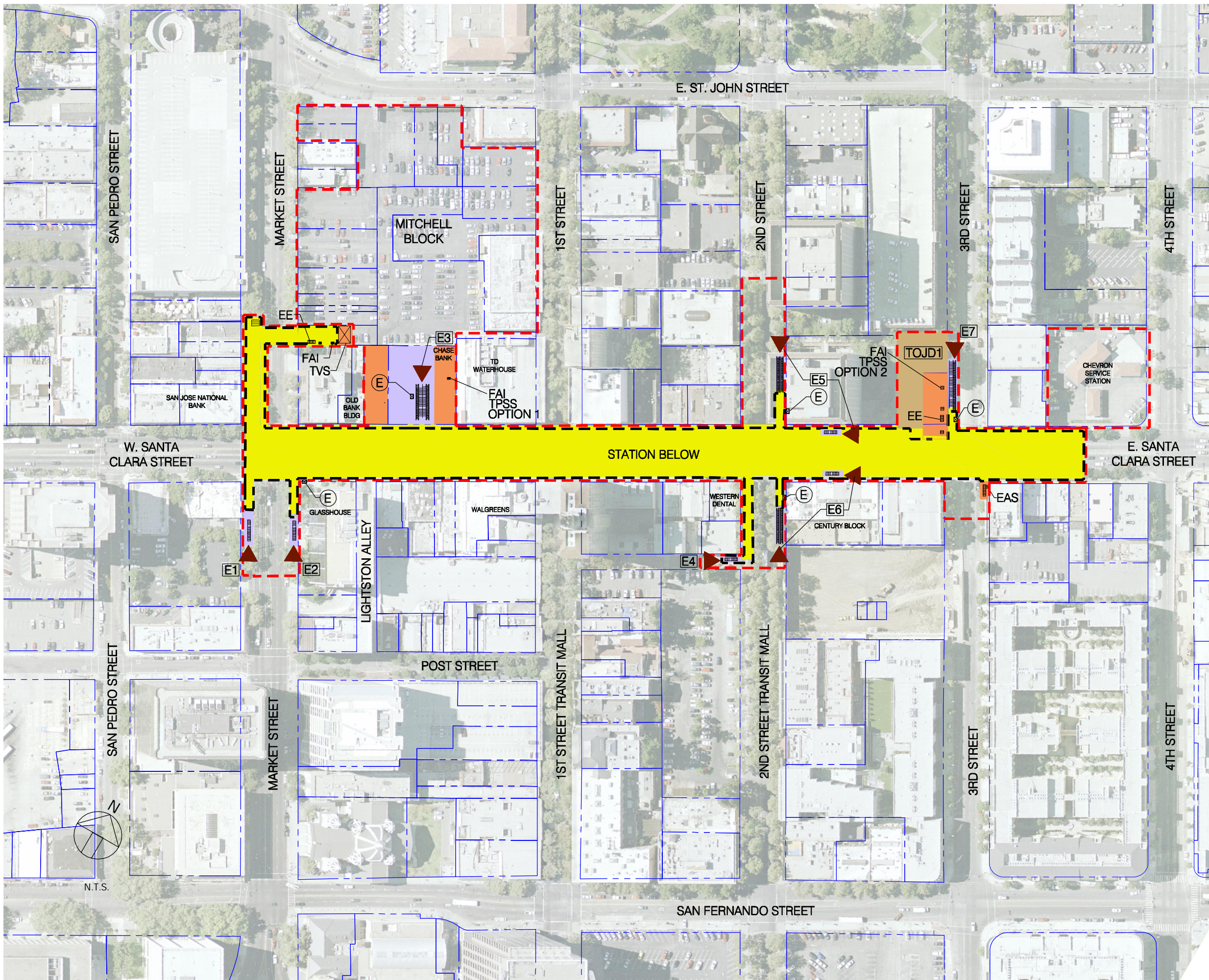
SINGLE & TWIN BORE TUNNEL

10/26/2016






















**LEGEND**

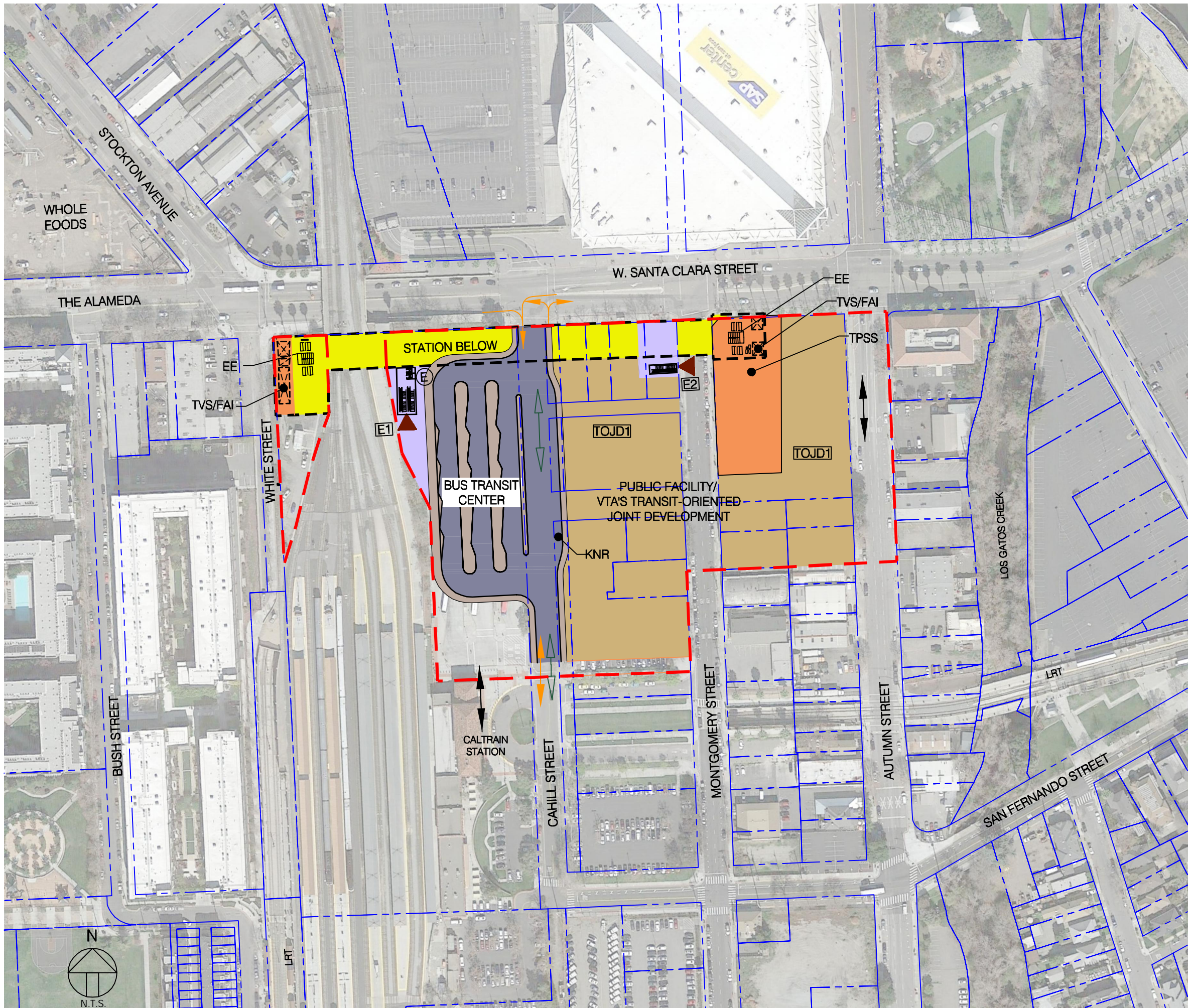
-  STATION ENTRANCE OPTIONS
-  UNDERGROUND STATION & SYSTEM FACILITIES
-  ABOVE AND BELOW GROUND SYSTEMS FACILITIES
-  PUBLIC FACILITY/ VTA'S TRANSIT-ORIENTED JOINT DEVELOPMENT
-  CONSTRUCTION STAGING AREA
-  ELEVATOR OPTIONS
-  EMERGENCY EXIT (PASSENGER; SERVICE ENTRY)
-  ENTRANCE OPTION #
-  FRESH AIR INTAKE
-  VTA'S TRANSIT-ORIENTED JOINT DEVELOPMENT LOCATION #
-  TRACTION POWER SUBSTATION
-  TUNNEL VENTILATION SHAFT
-  EMERGENCY ACCESS SHAFT

**DRAFT CONCEPTUAL PLANS  
DOWNTOWN SAN JOSE STATION  
WEST OPTION  
SINGLE & TWIN BORE TUNNEL  
10/26/2016**


























**LEGEND**

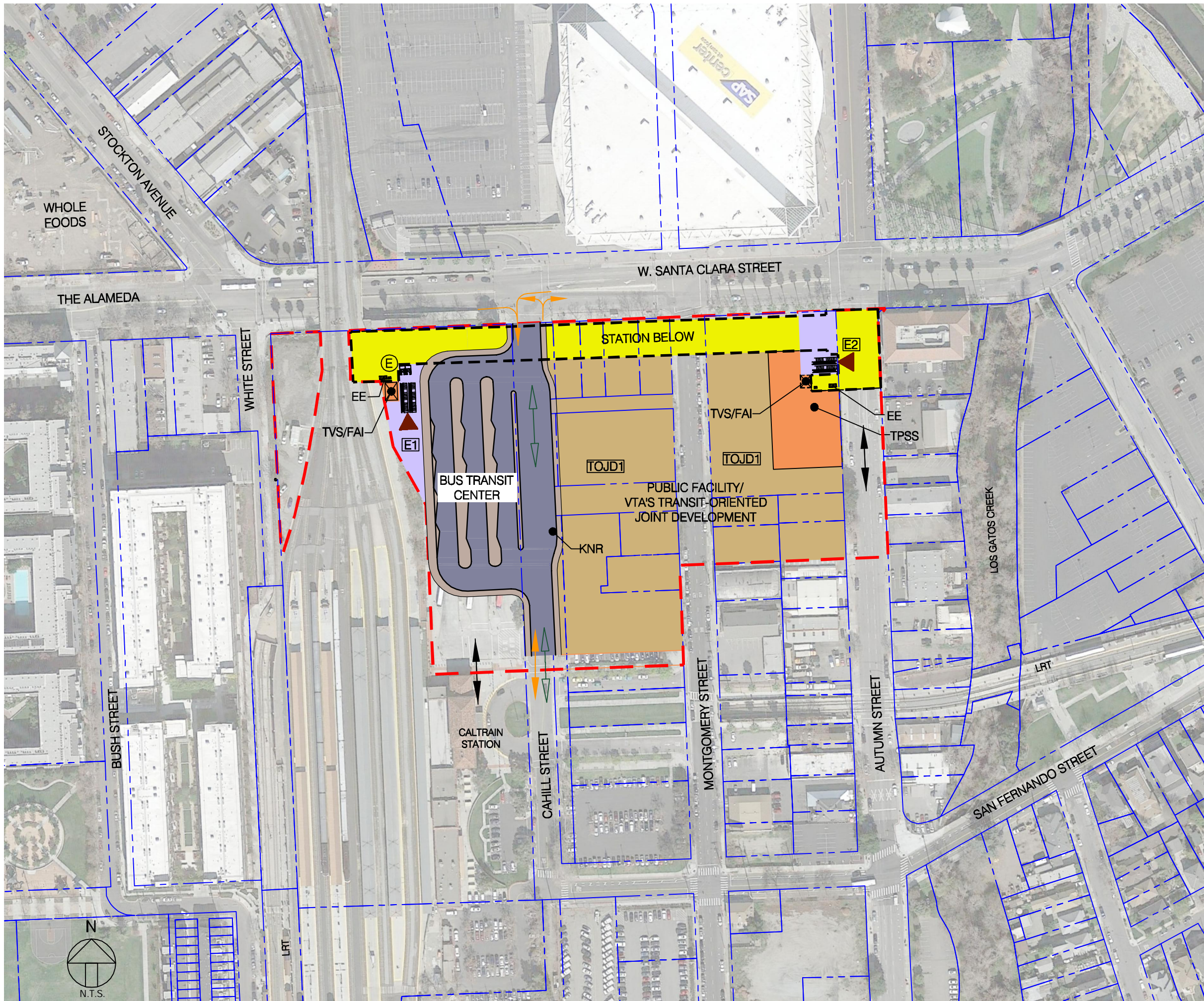
-  STATION ENTRANCE OPTIONS
-  UNDERGROUND STATION & SYSTEM FACILITIES
-  ABOVE AND BELOW GROUND SYSTEMS FACILITIES
-  PUBLIC FACILITY/ VTA'S TRANSIT-ORIENTED JOINT DEVELOPMENT
-  ROADWAY MODIFICATIONS
-  CONSTRUCTION STAGING AREA
-  KEY PEDESTRIAN LINKAGE
-  BUS CIRCULATION
-  VEHICLE ACCESS
-  ELEVATOR OPTIONS
-  EMERGENCY EXIT (PASSENGER; SERVICE ENTRY)
-  ENTRANCE OPTION #
-  FRESH AIR INTAKE
-  KISS-AND-RIDE
-  VTA'S TRANSIT-ORIENTED JOINT DEVELOPMENT LOCATION #
-  TRACTION POWER SUBSTATION
-  TUNNEL VENTILATION SHAFT

**DRAFT CONCEPTUAL PLANS**  
**DIRIDON STATION**  
**NORTH OPTION**  
**SINGLE BORE TUNNEL**  
 10/26/2016


























**LEGEND**

-  STATION ENTRANCE OPTIONS
-  UNDERGROUND STATION & SYSTEM FACILITIES
-  ABOVE AND BELOW GROUND SYSTEMS FACILITIES
-  PUBLIC FACILITY/ VTA'S TRANSIT-ORIENTED JOINT DEVELOPMENT
-  ROADWAY MODIFICATIONS
-  CONSTRUCTION STAGING AREA
-  KEY PEDESTRIAN LINKAGE
-  BUS CIRCULATION
-  VEHICLE ACCESS
-  ELEVATOR OPTIONS
-  EMERGENCY EXIT (PASSENGER; SERVICE ENTRY)
-  ENTRANCE OPTION #
-  FRESH AIR INTAKE
-  KISS-AND-RIDE
-  VTA'S TRANSIT-ORIENTED JOINT DEVELOPMENT LOCATION #
-  TRACTION POWER SUBSTATION
-  TUNNEL VENTILATION SHAFT

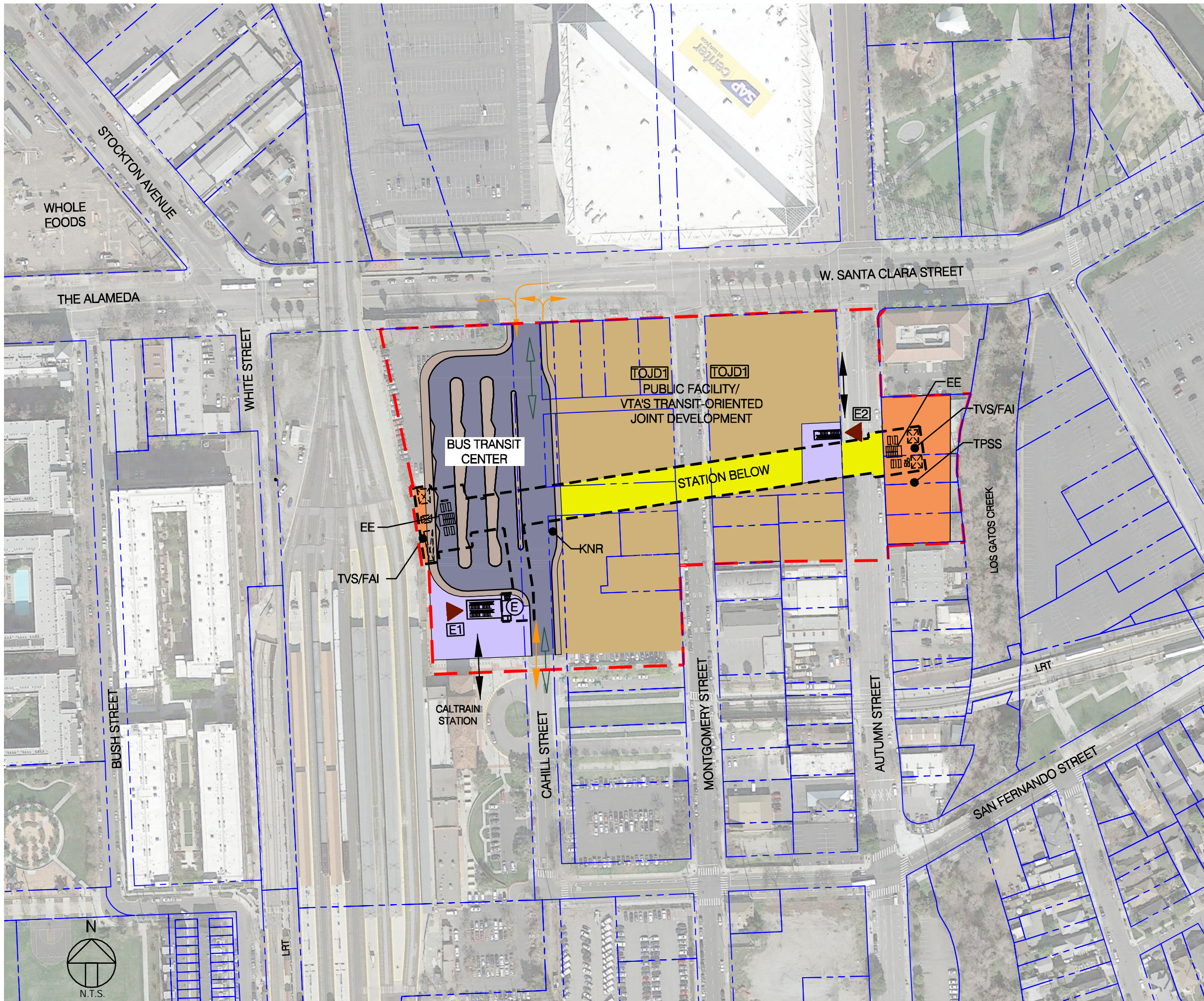
**DRAFT CONCEPTUAL PLANS**  
**DIRIDON STATION**  
 NORTH OPTION  
 TWIN BORE TUNNEL  
 10/26/2016




























**LEGEND**

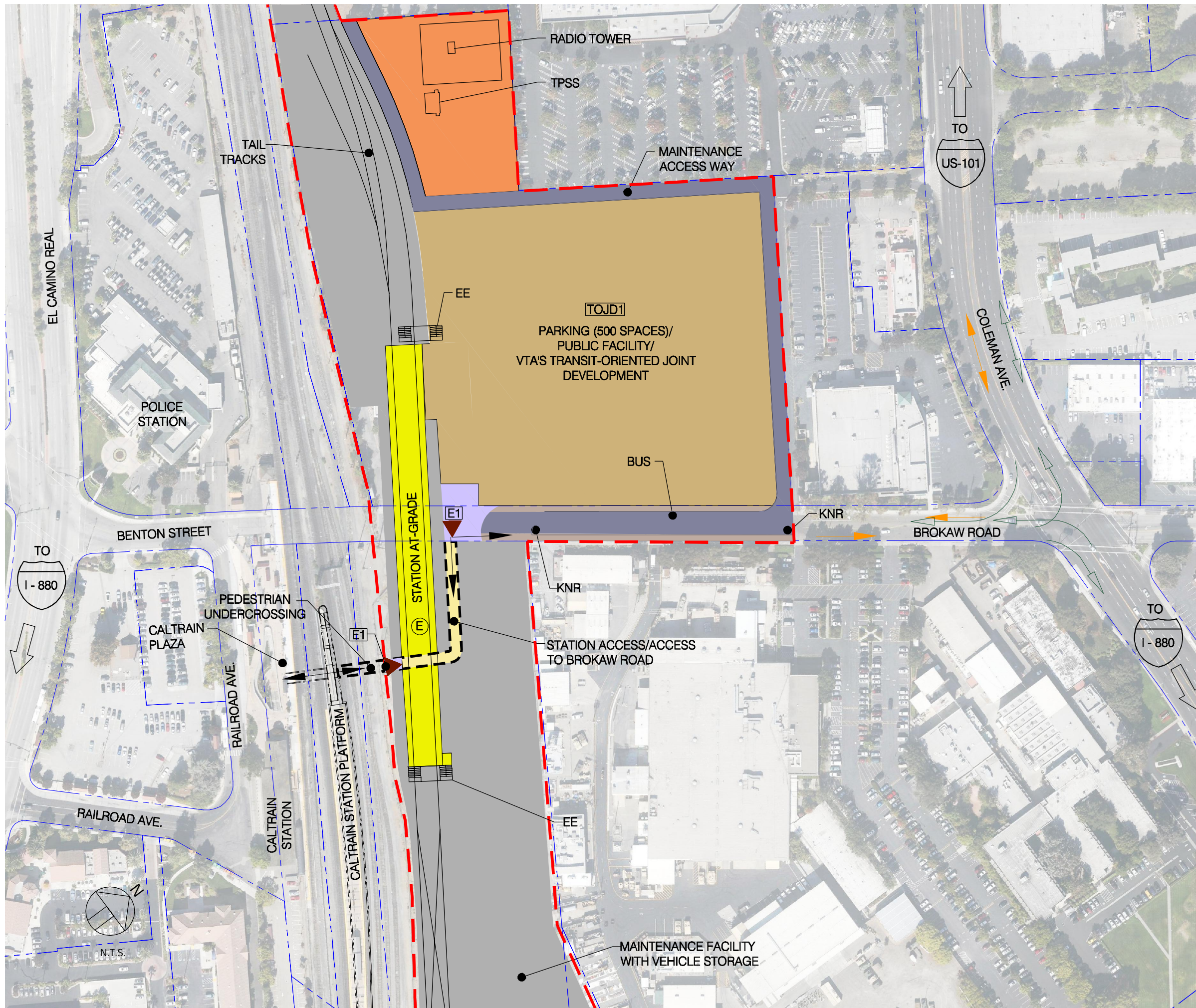
-  STATION ENTRANCE OPTIONS
-  UNDERGROUND STATION & SYSTEM FACILITIES
-  ABOVE AND BELOW GROUND SYSTEMS FACILITIES
-  PUBLIC FACILITY/ VTA'S TRANSIT-ORIENTED JOINT DEVELOPMENT
-  ROADWAY MODIFICATIONS
-  CONSTRUCTION STAGING AREA
-  KEY PEDESTRIAN LINKAGE
-  BUS CIRCULATION
-  VEHICLE ACCESS
-  ELEVATOR OPTIONS
-  EE EMERGENCY EXIT (PASSENGER; SERVICE ENTRY)
-  E1 ENTRANCE OPTION #
-  FAI FRESH AIR INTAKE
-  KNR KISS-AND-RIDE
-  TOJD1 VTA'S TRANSIT-ORIENTED JOINT DEVELOPMENT LOCATION #
-  TPSS TRACTION POWER SUBSTATION
-  TVS TUNNEL VENTILATION SHAFT

**DRAFT CONCEPTUAL PLANS**  
**DIRIDON STATION**  
**SOUTH OPTION**  
 SINGLE & TWIN BORE TUNNEL  
 10/26/2016

























**LEGEND**

-  STATION ENTRANCE OPTIONS
-  AT GRADE STATION
-  ABOVE GROUND SYSTEMS FACILITIES
-  PARKING/PUBLIC FACILITY/ VTA'S TRANSIT-ORIENTED JOINT DEVELOPMENT
-  MAINTENANCE FACILITY WITH VEHICLE STORAGE / TAIL TRACKS
-  ROADWAY MODIFICATIONS
-  CONSTRUCTION STAGING AREA
-  KEY PEDESTRIAN LINKAGE
-  BUS CIRCULATION
-  VEHICLE ACCESS
-  ELEVATOR OPTIONS
-  EMERGENCY EXIT
-  ENTRANCE OPTION #
-  KISS-AND-RIDE
-  VTA'S TRANSIT-ORIENTED JOINT DEVELOPMENT LOCATION #
-  TRACTION POWER SUBSTATION

**DRAFT CONCEPTUAL PLANS  
SANTA CLARA STATION  
SINGLE & TWIN BORE TUNNEL**

9/28/2016



